

## ICE CUBE MACHINE WITH INTEGRATED BIN

- Automatic cleaning cycle
- Adjustable legs (+ 20mm, 0.8")
- Removable air filter
- Gravity drain
- Air-cooled system
  
- Control panel:
  - On/Off button
  - +/- buttons to adjust ice thickness
  - Cleaning cycle button
  - Indicator lights for ice-making phase and errors
  - Digital display indicating cleaning cycle phase and error codes
  
- Ice bin:
  - Concealed handle
  - ABS plastic lid

Refrigerant: R290

Construction: AISI 304 stainless steel, ABS plastic

Note: Min. 9-12" of space required in front of and behind the machine for proper ventilation



MODEL: ICB28080



**INCLUDED:** Inlet water filter  
(mounting kit and cartridge)



**Replacment cartridge code: SWF**  
**Cartridge & connections kit: SWFCK**

Recommended for locations with hard water.  
Recommended replacement: every 3 months.

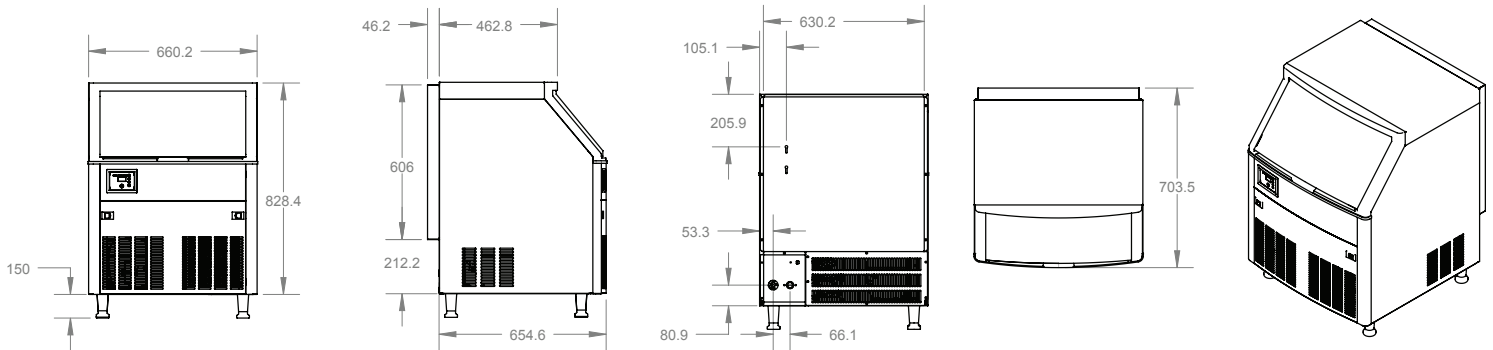


# RESOLUTE

## ICE SYSTEMS



INTEGRATED ICE BIN	ICB28080
POWER	110V, 726W, 6.6A, 5-15P
CUBE SIZE	9g · 22mm <sup>3</sup> (0.87"³)
PRODUCTION/24H*	280 lbs
BATCH SIZE	126 cubes
EVAPORATOR	7 x 18 cubes
BIN CAPACITY	80 lbs
DIMENSIONS (L X W X H)	27.6" x 26" x 38.5"
NET WEIGHT	132 lbs
SHIP DIM. (L X W X H)	29.3" x 30.7" x 35.4"
SHIP WEIGHT	148 lbs



MM	660.2	828.4	150	46.2	462.8	606	212.2	654.6	630.2	105.1	205.9	53.3	80.9	66.1	703.5
IN	26.0	32.6	5.9	1.8	18.2	23.9	8.4	25.8	24.8	4.1	8.1	2.1	3.2	2.6	27.7

\* Ambient temperature 21°C (70°F); Water temperature 10°C (50°F)

**WARRANTY: TWO YEAR PARTS AND LABOR**



V1.11.2022



US 334 Cornelia St., Suite #272, Plattsburgh, NY 12901 | CAN 120 rue de la Barre, Boucherville, QC, J4B 2X7  
1 888 956 6866 | customerservice@eurodib.com | www.eurodib.com